

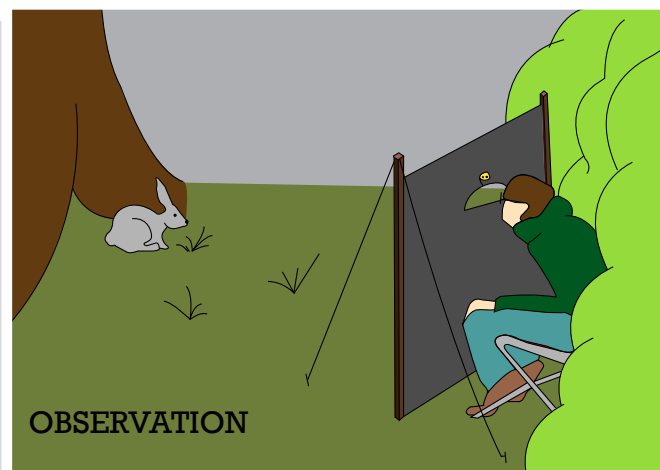
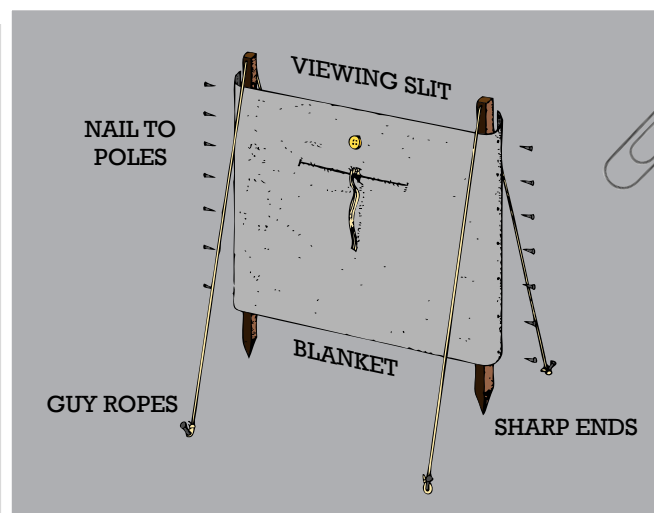
EDUCATION

(2009)
.....
EDU 012
.....

THE BEST WAY TO WATCH WILDLIFE IS FROM A HIDE. NATURE RESERVES AND BIRD SANCTUARIES OFTEN HAVE LARGE WOODEN PERMANENT HIDES. IT IS VERY EASY TO MAKE YOURSELF A PORTABLE HIDE.

WHAT YOU NEED

- An old blanket (dark colour if possible)
 - 2 strong, lightweight poles
 - Nails
 - Strong string or rope
 - 4 tent pegs
 - 1 large button
1. Nail the blanket to the two poles.
 2. The poles should have sharp ends so that they can be pushed easily into soft ground.
 3. To increase stability attach 2 guy ropes to the top of each pole and peg out on either side of the hide with tent pegs.
 4. Cut a viewing slit at a comfortable height for looking through. It can be held open by a piece of string tied to a large button sewn on the top of the slit, on the views side of the hide.
 5. This type of hide must be placed so that you have thick vegetation at your back.
 6. Keep still and quiet and you may be lucky enough to observe some of the shyer wildlife.




RED SQUIRREL



IRISH HARE

VIEWING SLIT OPEN



An Agency within the Department of the
Environment
www.doeni.gov.uk



INVESTOR IN PEOPLE

NI EA
www.ni-environment.gov.uk

Northern Ireland
Environment
Agency